

Be

S


M

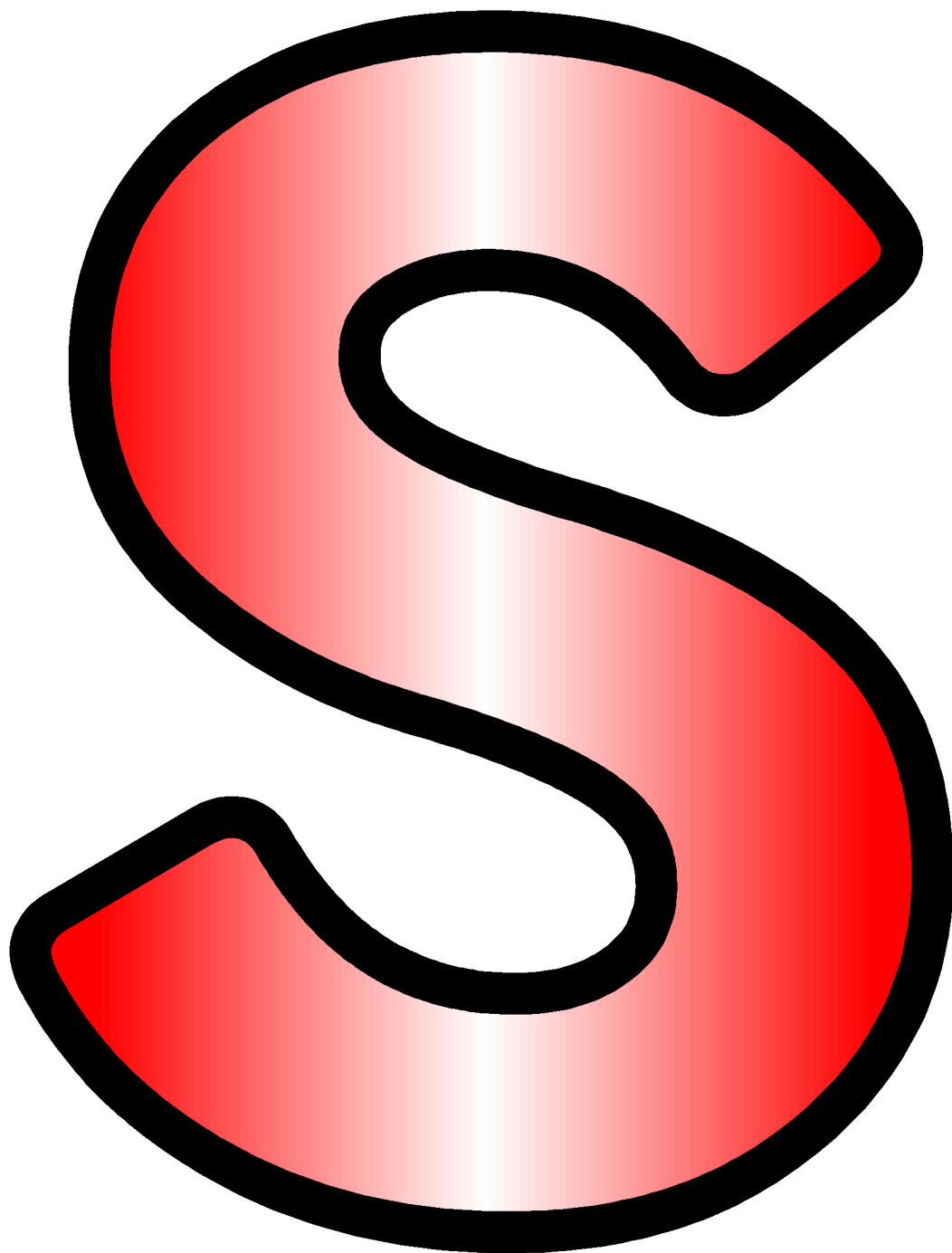
A

R

T

Online




A large, stylized red letter 'S' with a thick black outline. The letter has a vertical gradient, transitioning from a lighter pink at the top to a darker red at the bottom. It is centered on a white background within a grey frame.

S

The word 'safe' in a bold, red, rounded font with a thick black outline. It is positioned at the bottom of the white background within the grey frame.

safe



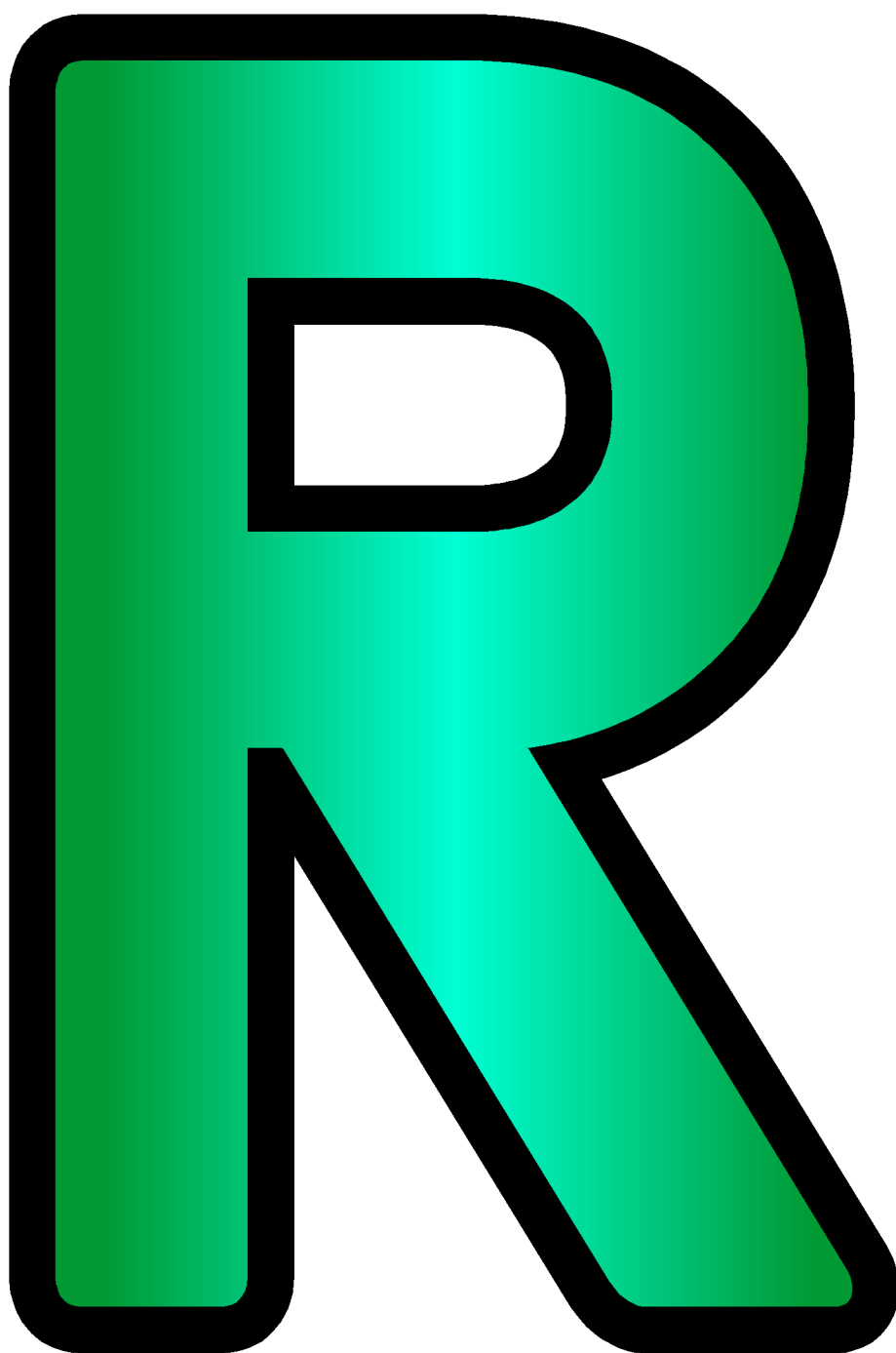
M



meet

A

accepting



R

reliable

T

tell

Safe



Be safe online by being careful about sharing your personal information when you are chatting or posting online.

Personal information includes your address, email address, phone number, passwords, date of birth etc.

Meet

Meeting someone you have met online can be very dangerous.

You should only meet someone if you have permission from your parent or carer, and even then, only if a trusted adult can go with you.


Remember, people online are strangers, even if you have been talking to them for a long time.

Accepting

People can send viruses or nasty messages online. Never accept emails, messages, files, images, or texts from people you don't know.



Reliable



People can say whatever they want on the internet – and it isn't always true.

People can say they are someone they aren't, and can post incorrect information.

You should always check information by looking at different websites, in books or by talking to someone.

Tell



If you feel uncomfortable, upset, or worried, by something you see online you should tell a parent, carer or other trusted adult.

You should also tell if you or someone you know is being bullied online.

